

Threaded Three Piece Couplings and Elbows For RMC and IMC

NEC/CEC:
Listed for Ordinary Locations

Applications



- Three piece couplings join two lengths of conduit when neither can be turned.
- Gasketed pulling elbows: provides a compact wire pulling point.
- Elbows provide a 90° change of direction in a conduit run.
- Male to female: for connecting threaded rigid conduit or IMC to box or enclosure.

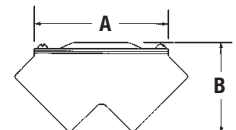
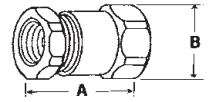
Material/Finish

- Malleable iron/Zinc electroplate

NEC/CEC Certifications and Compliances


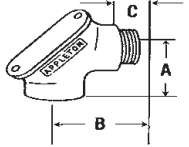

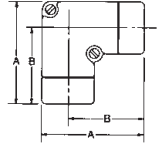

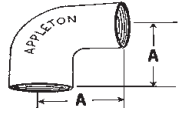

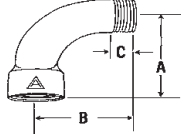

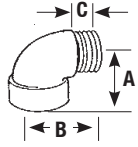

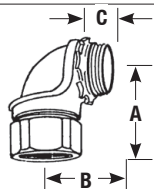
- UL Standard: 514B
- UL Listed: E-11853, E-14817
- CSA Standard: C22.2 No. 18.3
- CSA Certified: 009795

	Trade Size (Inches)	Dimensions in Millimeters (Inches)			Appleton™ Catalog Number	O-Z/Gedney™ Catalog Number
		A	B	C		
Three Piece Coupling — Concretetight						
	1/2	35.1 (1.38)	36.6 (1.44)	—	EC-50	4-50
	3/4	41.4 (1.63)	44.5 (1.75)	—	EC-75	4-75
	1	46.0 (1.81)	49.3 (1.94)	—	EC-100	4-100
	1-1/4	55.6 (2.19)	60.5 (2.38)	—	EC-125	4-125
	1-1/2	58.7 (2.31)	66.8 (2.63)	—	EC-150	4-150
	2	62.0 (2.44)	85.9 (3.38)	—	EC-200	4-200
	2-1/2	81.0 (3.19)	101.6 (4.00)	—	EC-250	4-250
	3	84.1 (3.31)	106.4 (4.19)	—	EC-300	4-300
	3-1/2	89.0 (3.50)	130.3 (5.13)	—	EC-350	4-350
	4	95.3 (3.75)	139.7 (5.50)	—	EC-400	4-400
5	93.7 (3.69)	174.8 (6.88)	—	EC-500	4-500	
6	109.5 (4.31)	209.6 (8.25)	—	EC-600	4-600	
90° Female Gasketed Pulling Elbows — Raintight						
	1/2	47.8 (1.88)	36.6 (1.44)	—	FFL-50	FF-050
	3/4	57.2 (2.25)	39.6 (1.56)	—	FFL-75	FF-075
	1	69.9 (2.75)	49.3 (1.94)	—	FFL-100	FF-100
	1-1/4	82.6 (3.25)	58.7 (2.31)	—	FFL-125	FF-125
	1-1/2	95.3 (3.75)	65.0 (2.56)	—	FFL-150	FF-150
	2	117.6 (4.63)	82.6 (3.25)	—	FFL-200	FF-200



Threaded Three Piece Couplings and Elbows For RMC and IMC

NEC/CEC:
Listed for Ordinary Locations

	Trade Size (Inches)	Dimensions in Millimeters (Inches)			Appleton™ Catalog Number	O-Z/Gedney™ Catalog Number	O-Z/Gedney™ Insulated Throat Catalog Number	
		A	B	C				
90° Male to Female Gasketed Pulling Elbows – Raintight								
	1/2	47.8 (1.88)	35.1 (1.38)	11.2 (0.44)	MFL-50	MF-050	MF-050T	
	3/4	57.2 (2.25)	38.1 (1.5)	12.7 (0.5)	MFL-75	MF-075	MF-075T	
	1	69.9 (2.75)	44.5 (1.75)	14.3 (0.56)	MFL-100	MF-100	MF-100T	
	1-1/4	82.6 (3.25)	54.1 (2.13)	17.5 (0.69)	MFL-125	MF-125	MF-125T	
	1-1/2	95.3 (3.75)	68.3 (2.69)	17.5 (0.69)	MFL-150	MF-150	MF-150T	
	2	117.6 (4.63)	71.4 (2.81)	20.6 (0.81)	MFL-200	MF-200	MF-200T	
90° Female Pulling Elbows ①								
	1/2	62.0 (2.44)	28.7 (1.13)	—	PFFL-50	CE-050	—	
	3/4	69.1 (2.72)	35.1 (1.38)	—	PFFL-75	CE-075	—	
	1	82.6 (3.25)	43.7 (1.72)	—	PFFL-100	CE-0100	—	
90° Female Elbows ①								
	1/2	38.1 (1.50)	—	—	LF90-50	—	—	
	3/4	42.9 (1.69)	—	—	LF90-75	—	—	
90° Male to Female Long Bushed Elbows ①								
	1/2	44.5 (1.75)	45.2 (1.78)	15.0 (0.59)	LMFL90-50	—	—	
	3/4	57.2 (2.25)	57.9 (2.28)	17.5 (0.69)	LMFL90-75	—	—	
	1	67.6 (2.66)	68.3 (2.69)	19.1 (0.75)	LMFL90-100	—	—	
	1-1/4	84.1 (3.31)	84.8 (3.34)	25.4 (1.00)	LMFL90-125	—	—	
	1-1/2	100.1 (3.94)	100.8 (3.97)	26.9 (1.06)	LMFL90-150	—	—	
	2	101.6 (4.00)	101.6 (4.00)	26.9 (1.06)	LMFL90-200	—	—	
90° Male to Female Short Bushed Elbows ①								
	1/2	31.8 (1.25)	35.8 (1.41)	12.7 (0.50)	LMF90-50	9-50	9-50T	
	3/4	36.6 (1.44)	42.9 (1.69)	20.6 (0.81)	LMF90-75	9-75	9-75T	
	1	42.2 (1.66)	49.3 (1.94)	25.4 (1.00)	LMF90-100	9-100	9-100T	
	1-1/4	—	—	—	LMFL90-125	9-125	9-125T	
90° Male to Female Short Box Connectors ①								
	1/2	31.8 (1.25)	27.7 (1.09)	11.2 (0.44)	LMF90-50L	—	—	
	3/4	36.6 (1.44)	31.8 (1.25)	11.2 (0.44)	LMF90-75L	—	—	

① Not CSA Certified.

Appleton OZGEDNEY

COMMERCIAL AND INDUSTRIAL FITTINGS: RIGID AND IMC CONDUIT FITTINGS